

Introduction to Health Services

Lesson: April 9, 2020

Learning Target:

By the end of this lesson, students should be able to:

Achieve the following objective:

- **Create a slide presentation that includes text, images, and animations to communicate information about a healthcare career choice.**

Answer the following essential question:

- **How do I introduce a topic and express my career choices, research, and interests in an engaging, compelling way to an audience?**

Internalize the following enduring understandings:


- **There are different ways to convey information to entertain, engage, and inform your audience.**
- **Making a presentation is one way to share information about yourself or a healthcare career choice.**
 - **How you add to and customize a presentation gets your message across in different ways.**

Which Healthcare Careers Interest you?

- Begin your search by going to [this website](#) and researching career possibilities.
- Then, you will follow the video prompts to create a presentation over the healthcare career of your choice!


Introduction:

Create a Presentation “All About My Healthcare Career Choice”




Practice:

Choose a Healthcare Career, Insert Slides, and Add a Title




Practice:

Add Images and Text

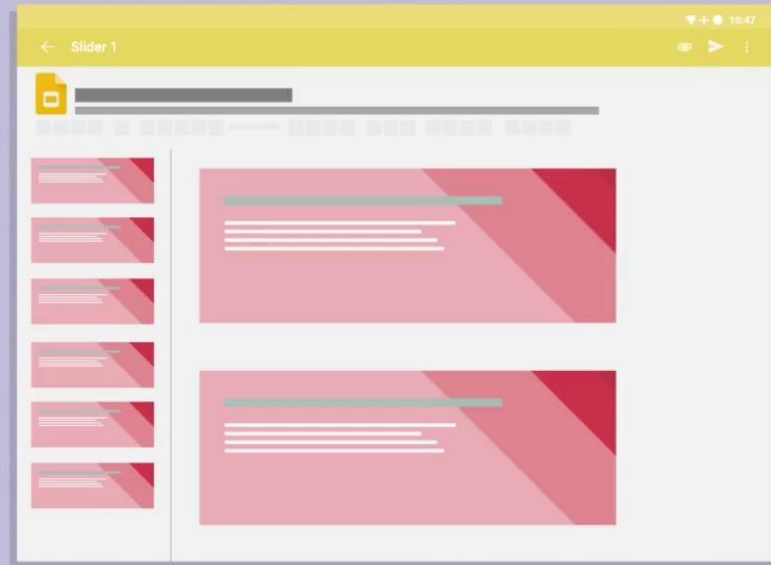


Practice:


Add Animations and Transitions



Practice: Digitally Share and Comment




**Practice:
Create a Presentation “All About My Healthcare Career
Choice”-Wrap up**



Practice:

Extension: Edit the Master Slide



Practice:

Extension: Customize with Word Art

The image shows a Google Slides presentation titled "All About Ning" with a menu bar including File, Edit, View, Insert, Format, Slide, Arrange, Tools, Add-ons, and Help. The status bar indicates "All changes saved in Drive". The presentation has five slides in the sidebar:

- Slide 1: A blue slide with a white geometric pattern in the top right corner.
- Slide 2: A blue slide with the text "ALL ABOUT NING!" in white, bold, italicized font, and "THIS IS YOUR BASIC GUIDE TO WHO I AM AND WHAT I CARE ABOUT" in pink, italicized font below it.
- Slide 3: A slide titled "Pets are Like Family to Me" featuring two photos of cats.
- Slide 4: A slide titled "My Interests" featuring icons for a microscope, a soccer ball, and a book.
- Slide 5: A pink slide with the text "Think Positive!" in white.


The main slide area displays Slide 2, which features the following word art:

ALL ABOUT NING!
***THIS IS YOUR BASIC GUIDE TO WHO I AM
AND WHAT I CARE ABOUT***

At the bottom of the slide area, there is a text box that says "Click to add speaker notes".

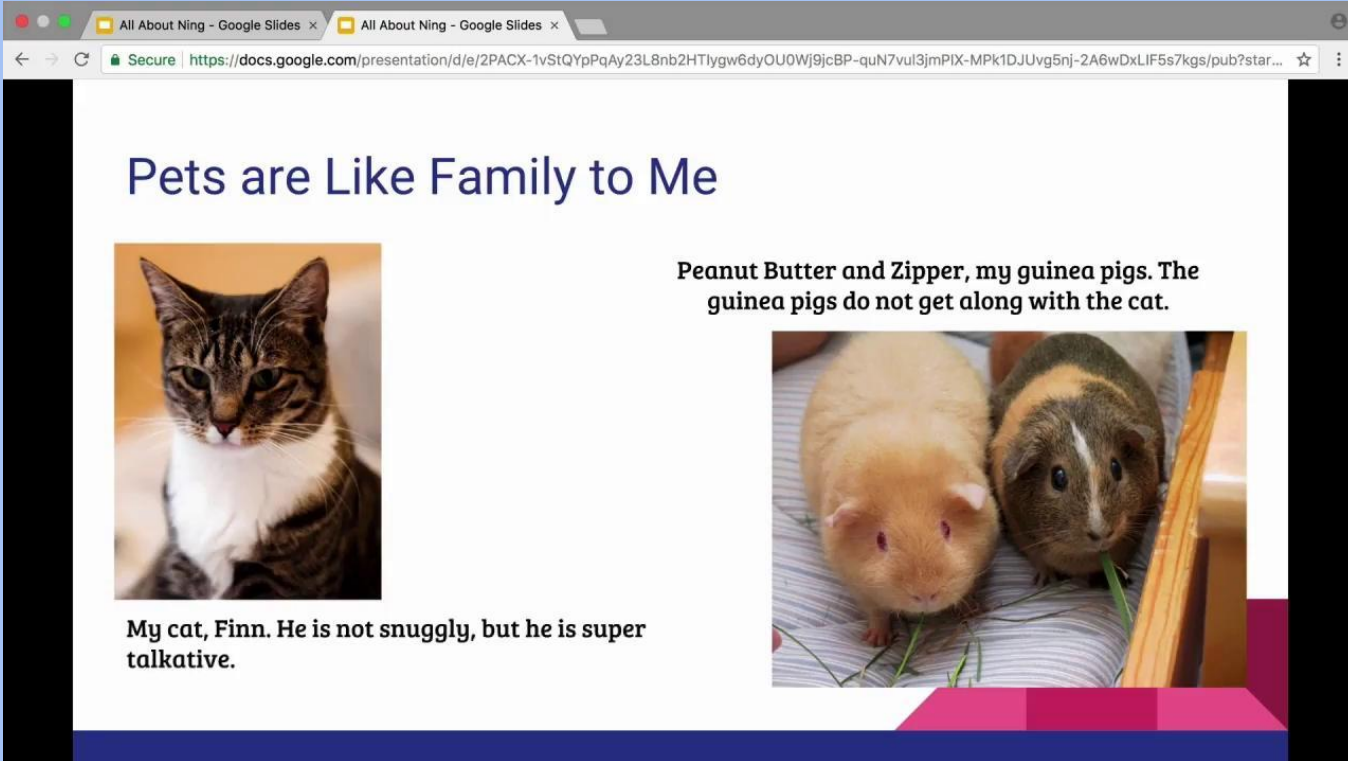
Practice:

Extension: Add Video



Practice:

Extension: Publish to the Web




The image shows a screenshot of a web browser displaying a Google Slides presentation. The browser's address bar shows a secure connection to a Google Docs presentation. The slide content includes a title, a photo of a cat, a photo of two guinea pigs, and descriptive text for each.

All About Ning - Google Slides x All About Ning - Google Slides x


Secure <https://docs.google.com/presentation/d/e/2PACX-1vStQYpPqAy23L8nb2HTlygw6dyOU0Wj9jcBP-quN7vul3jmPIX-MPk1DJUvg5nj-2A6wDxLIF5s7kgs/pub?star...>

Pets are Like Family to Me



My cat, Finn. He is not snuggly, but he is super talkative.

Peanut Butter and Zipper, my guinea pigs. The guinea pigs do not get along with the cat.



Practice:

Extension: Add Effects to Text and Images

